



Interceptor


Condensate Removal Pumps

CC-1, CC-2

The **Interceptor** range of condensate water collection and pump systems have been designed with long product life and easy installation in mind.

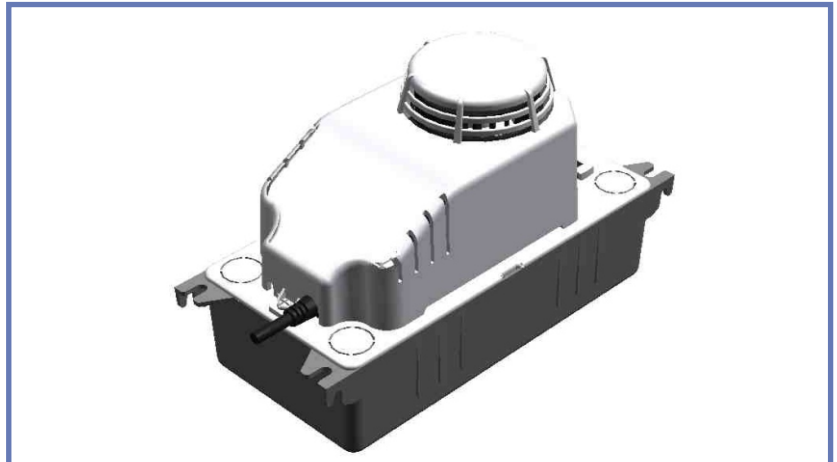
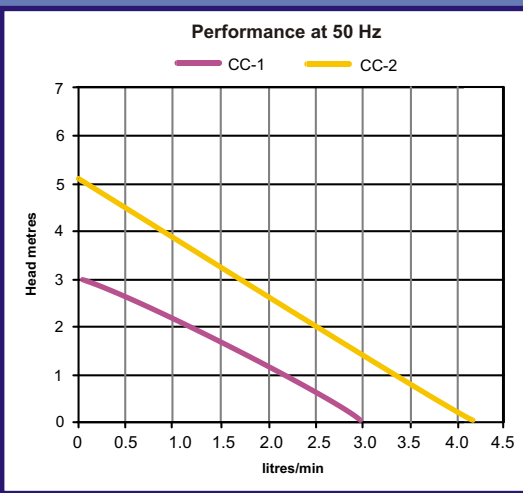
FEATURES

- Multiple inlet points.
- Outlet capable of fitting to either 10 or 6mm.
- Low profile only 140mm high.
- Quiet running 48 dB.
- Will pump up to 5.2 metres lift.
- Integral non-return valve.
- Mounting points on all four corners.
- Twist off NRV for simple cleaning.
- Easily removable motor cover and motor mounting plate.
- Designed to be resistant to humidity and thermal shock.
- Tank capacity 1.0 litres, drainage capacity 2.5

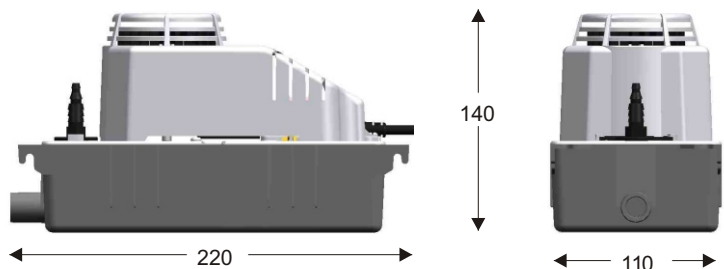


BENEFITS.

- Quick and easy to install.
- Extremely robust.
- Will fit into restricted spaces.
- Low maintenance requirement.



Specifications



Model	Max head Metres	Max flow l/min	Motor Output w	Current amp	Weight kg
CC-1	3.0	3.0	25	0.4	1.5
CC-2	5.2	4.1	58	0.6	1.7

Inlets: Up to 20 mm OD.
Outlet: Either 10mm or 6mm
Tank, Pump, and lid: ABS
O ring: Nitrile
NRV: Silicon
Power cable: 1600 mm
Over flow cable: 1100 mm

