



Pump type

PTM-SP 2,5x6,5

M
K

Date 12.09.2006 Des.

CLIENT

OFFER NUMBER / ORDER

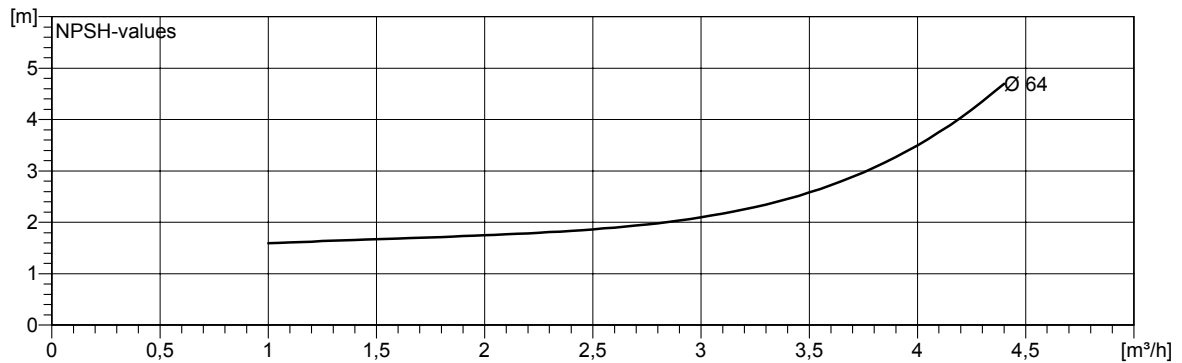
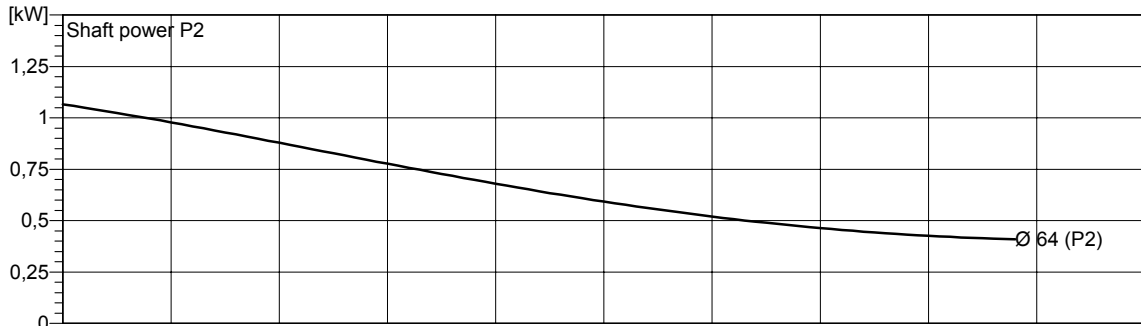
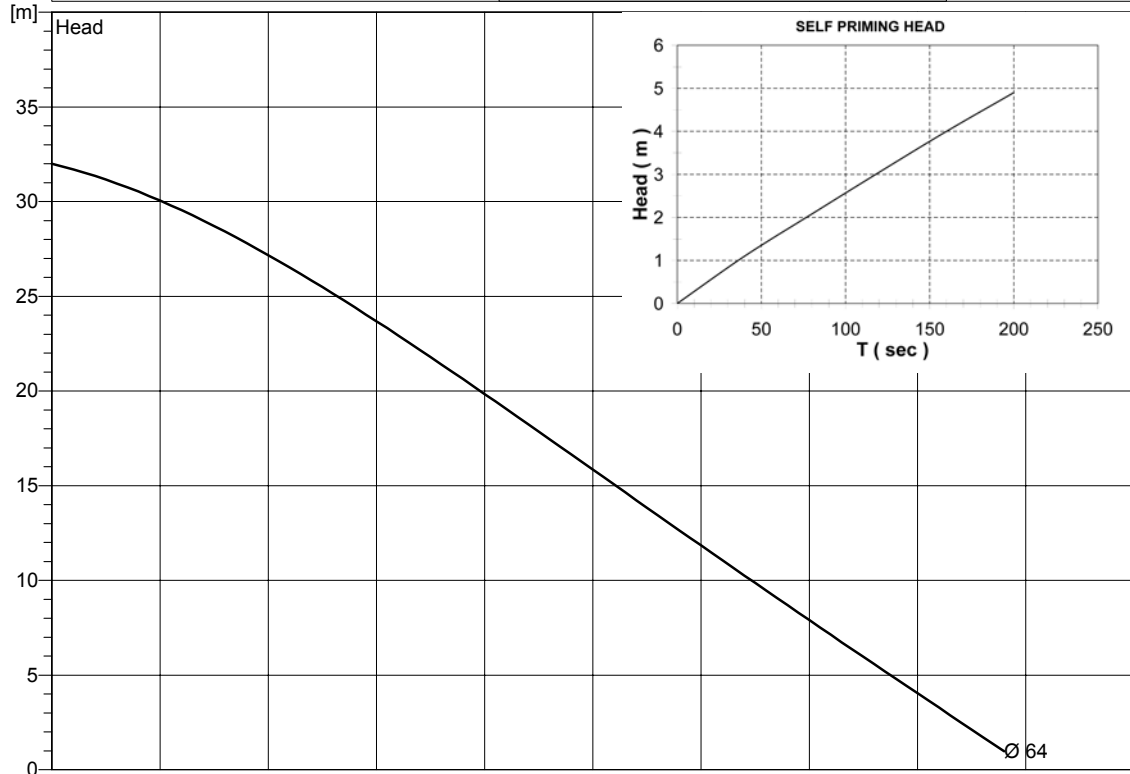
ITEM

REV.

Date

2007-10-23

Duty point	Q : 0,0 m³/h	H : 0,0 m	Np :
Np max : 1,1 kW	Nm : 1,5 kW	n : 2900 1/min	Hz : 50
Suction nozzle		Discharge nozzle	Selected impeller 64 mm



Q Capacity	H Total man. head	Np Pump absorbed power	Nm Motor nominal power	n Speed	Fluid Water, pure [100%]; 20°C; 0,9983kg/dm ³ ; 1,005mm ² /s
-------------------	--------------------------	-------------------------------	-------------------------------	----------------	---

Tollerances : ISO 9906 Cl.2 (NPSH + 0.5 m)



Pump type

PTM-SP 2,5x7,5

M
K

Date 12.09.2006 Des.

CLIENT

OFFER NUMBER / ORDER

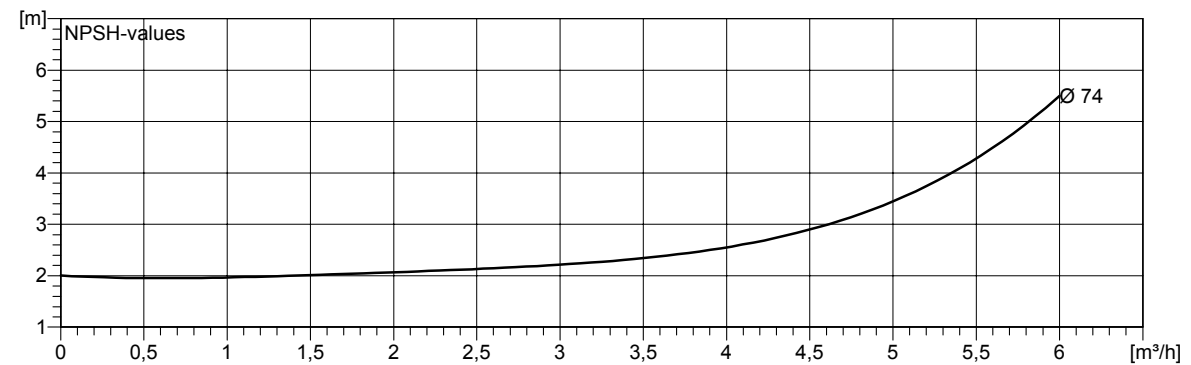
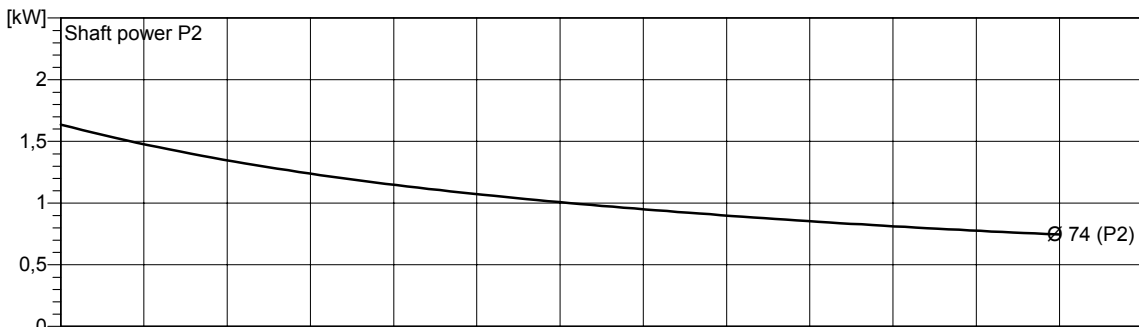
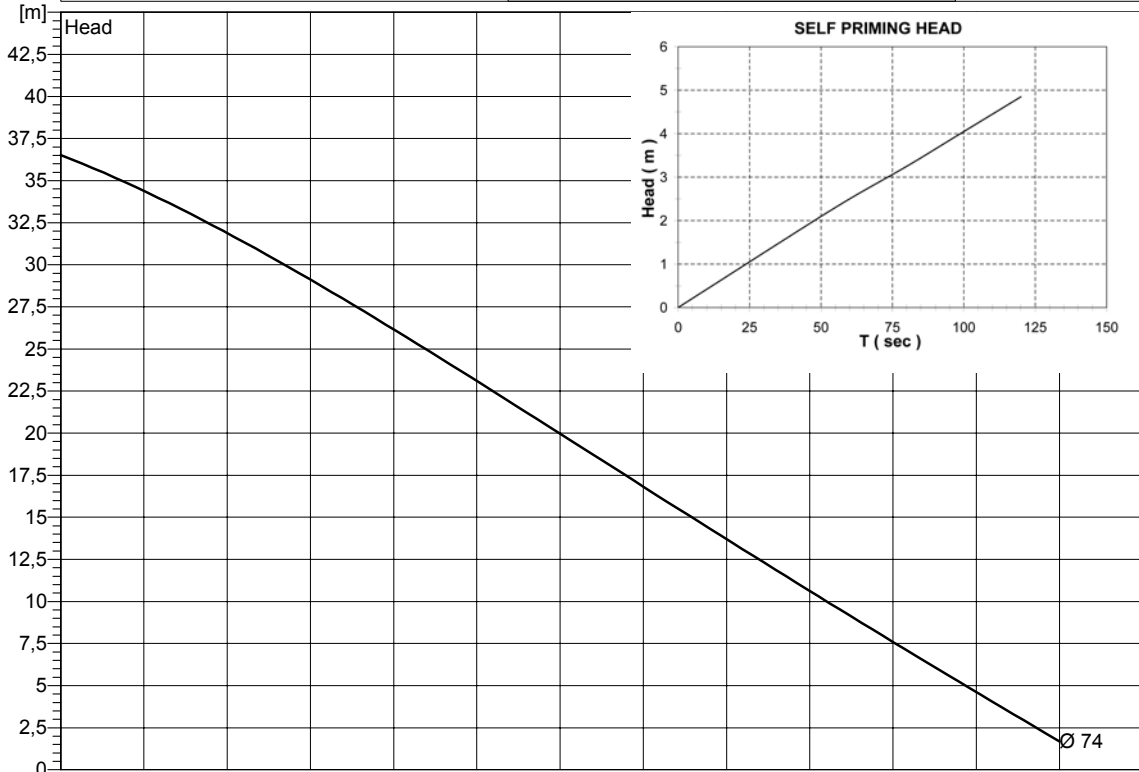
ITEM

REV.

Date

2007-10-23

Duty point	Q : 0,0 m³/h	H : 0,0 m	Np :
Np max : 1,6 kW	Nm : 2,2 kW	n : 2900 1/min	Hz : 50
Suction nozzle		Discharge nozzle	Selected impeller 74 mm



Q Capacity	H Total man. head	Np Pump absorbed power	Nm Motor nominal power	n Speed	Fluid Water, pure [100%]; 20°C; 0,9983kg/dm ³ ; 1,005mm ² /s
-------------------	--------------------------	-------------------------------	-------------------------------	----------------	---

Tollerances : ISO 9906 Cl.2 (NPSH + 0.5 m)



Pump type

PTM-SP 2,5x8

M
K

Date 12.09.2006 Des.

CLIENT

OFFER NUMBER / ORDER

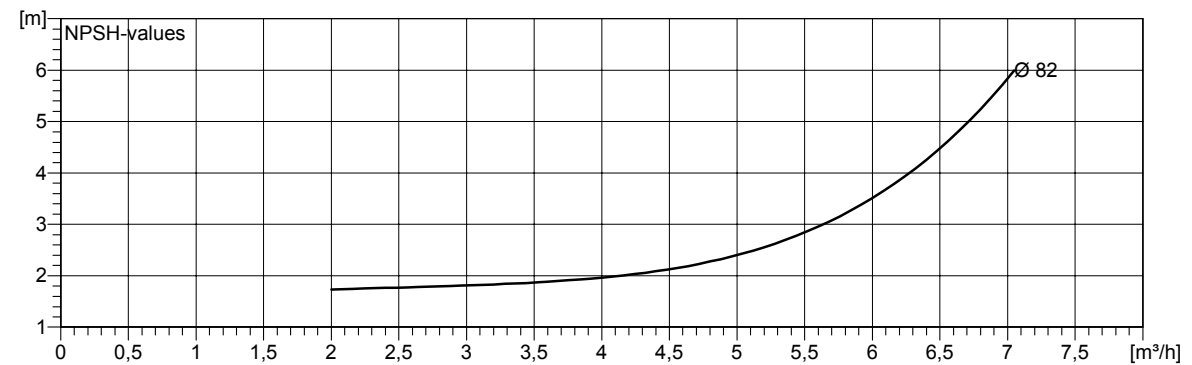
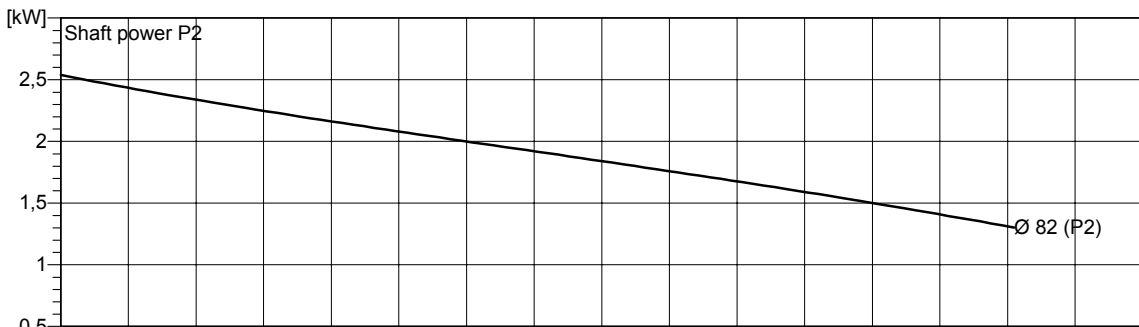
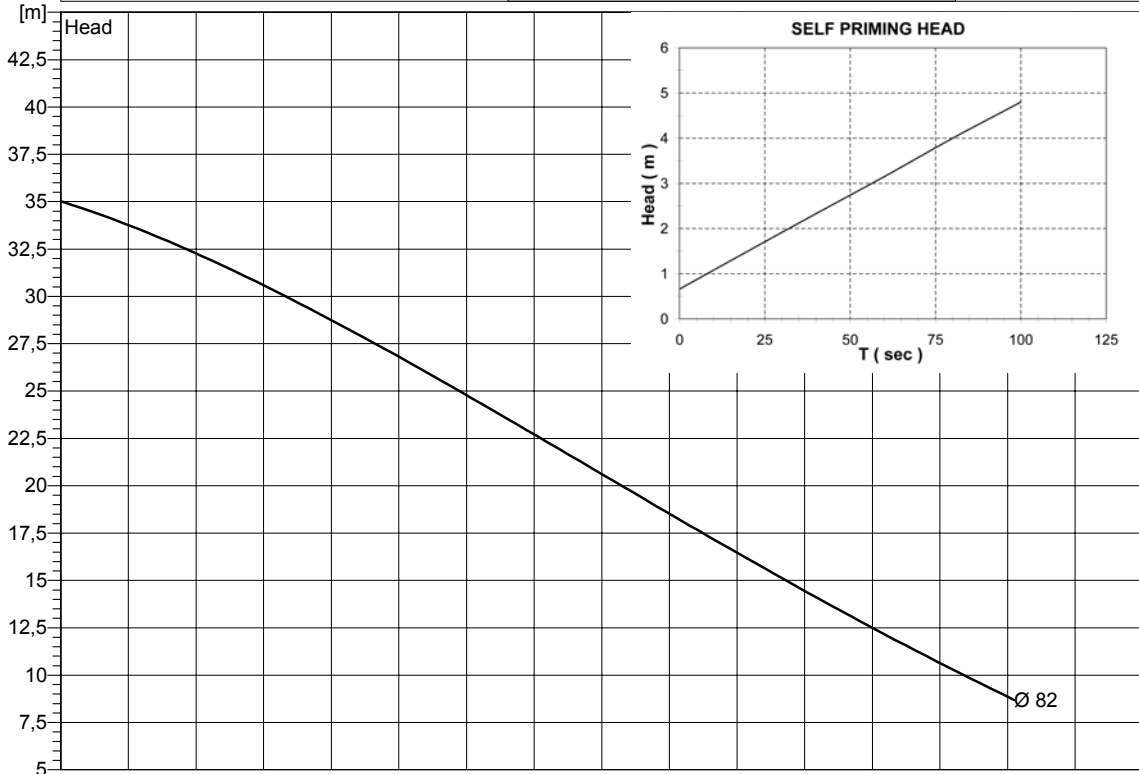
ITEM

REV.

Date

2007-10-23

Duty point	Q : 0,0 m³/h	H : 0,0 m	Np :
Np max : 2,5 kW	Nm : 3,0 kW	n : 2900 1/min	Hz : 50
Suction nozzle		Discharge nozzle	Selected impeller 82 mm



Q Capacity	H Total man. head	Np Pump absorbed power	Nm Motor nominal power	n Speed	Fluid
					Water, pure [100%]; 20°C; 0,9983kg/dm ³ ; 1,005mm ² /s

Tollerances : ISO 9906 Cl.2 (NPSH + 0.5 m)



Pump type

PTM-SP 3x10

M
K

Date 12.09.2006 Des.

CLIENT

OFFER NUMBER / ORDER

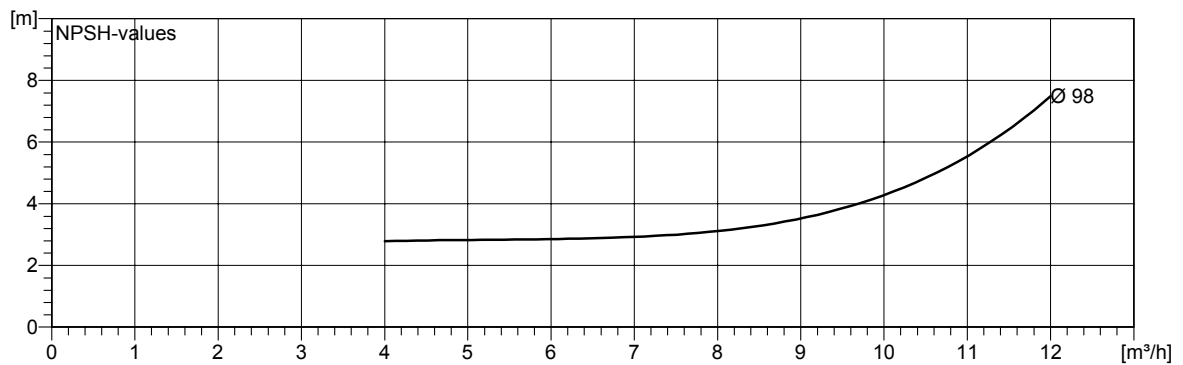
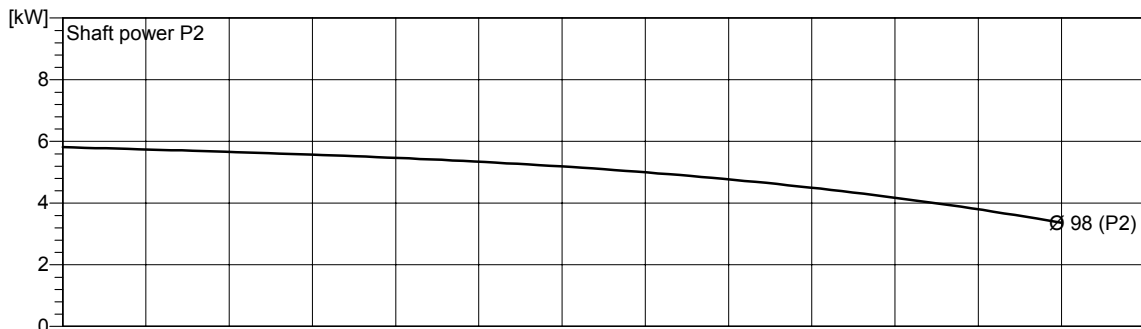
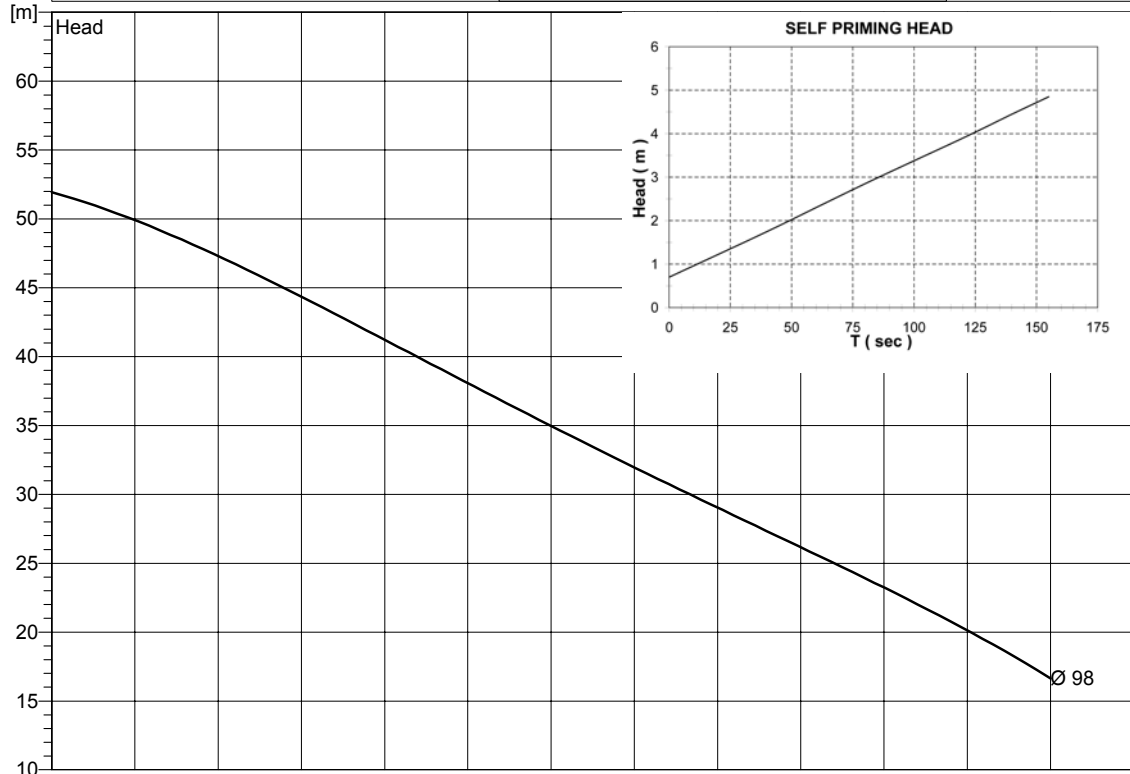
ITEM

REV.

Date

2007-10-23

Duty point	Q : 0,0 m³/h	H : 0,0 m	Np :
Np max : 5,8 kW	Nm : 7,5 kW	n : 2900 1/min	Hz : 50
Suction nozzle		Discharge nozzle	Selected impeller 98 mm



Q Capacity	H Total man. head	Np Pump absorbed power	Nm Motor nominal power	n Speed	Fluid
					Water, pure [100%]; 20°C; 0,9983kg/dm ³ ; 1,005mm ² /s

Tollerances : ISO 9906 Cl.2 (NPSH + 0.5 m)