



Pump type

PTM-SP 2,5x8

M
K

Date 12.09.2006 Des.

CLIENT

OFFER NUMBER / ORDER

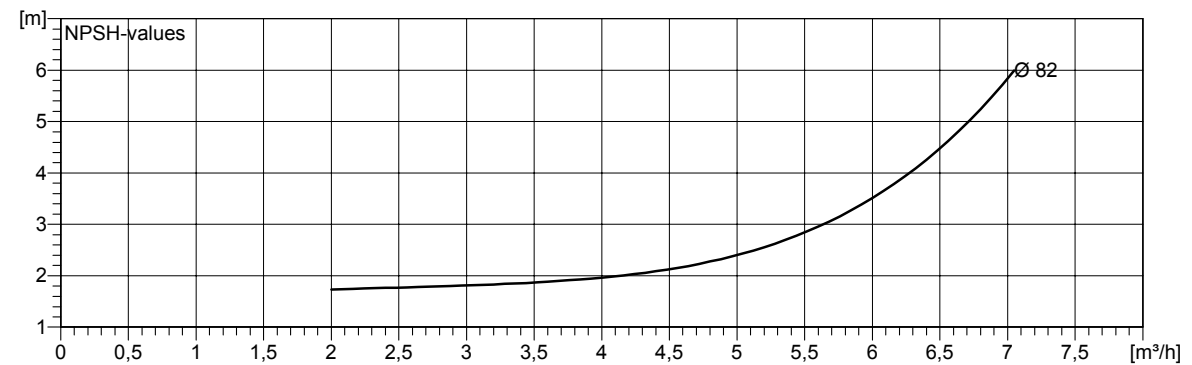
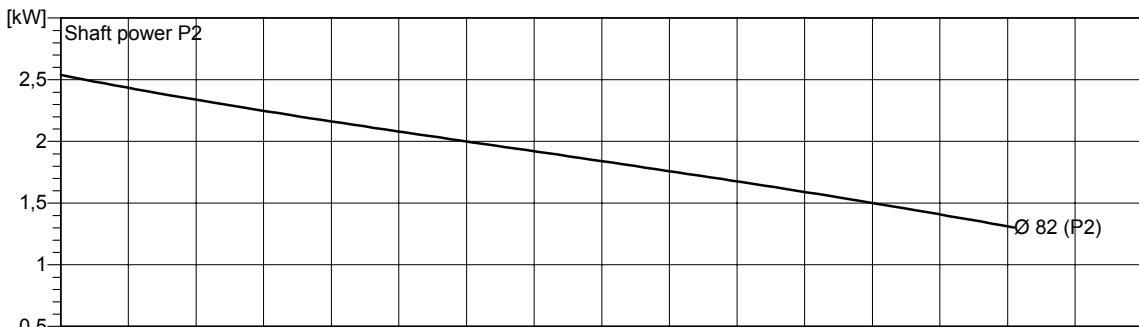
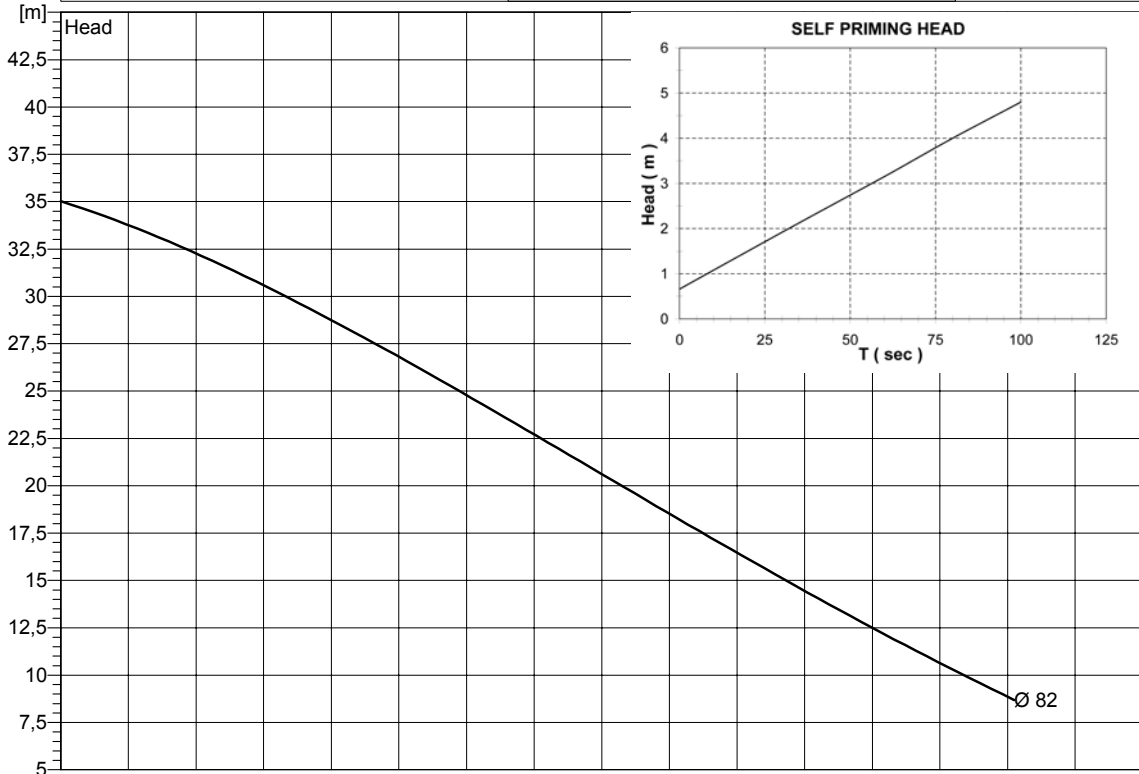
ITEM

REV.

Date

2007-10-23

Duty point	Q : 0,0 m³/h	H : 0,0 m	Np :
Np max : 2,5 kW	Nm : 3,0 kW	n : 2900 1/min	Hz : 50
Suction nozzle		Discharge nozzle	Selected impeller 82 mm



Q Capacity	H Total man. head	Np Pump absorbed power	Nm Motor nominal power	n Speed	Fluid Water, pure [100%]; 20°C; 0,9983kg/dm ³ ; 1,005mm ² /s
-------------------	--------------------------	-------------------------------	-------------------------------	----------------	---

Tollerances : ISO 9906 Cl.2 (NPSH + 0.5 m)