



Pump type

PTM-SP 2,5x7,5

M
K

Date 12.09.2006 Des.

CLIENT

OFFER NUMBER / ORDER

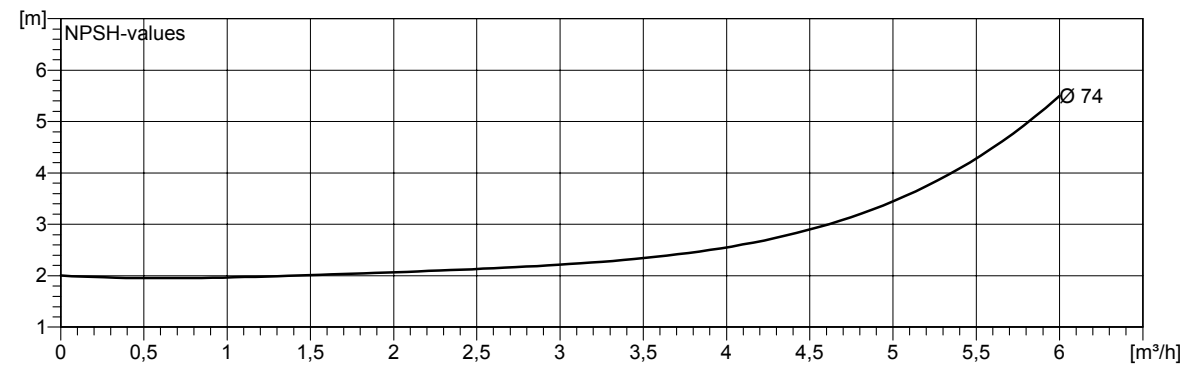
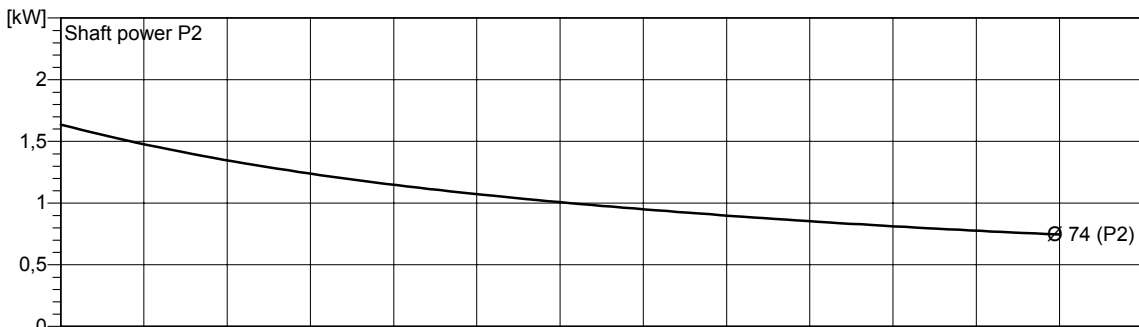
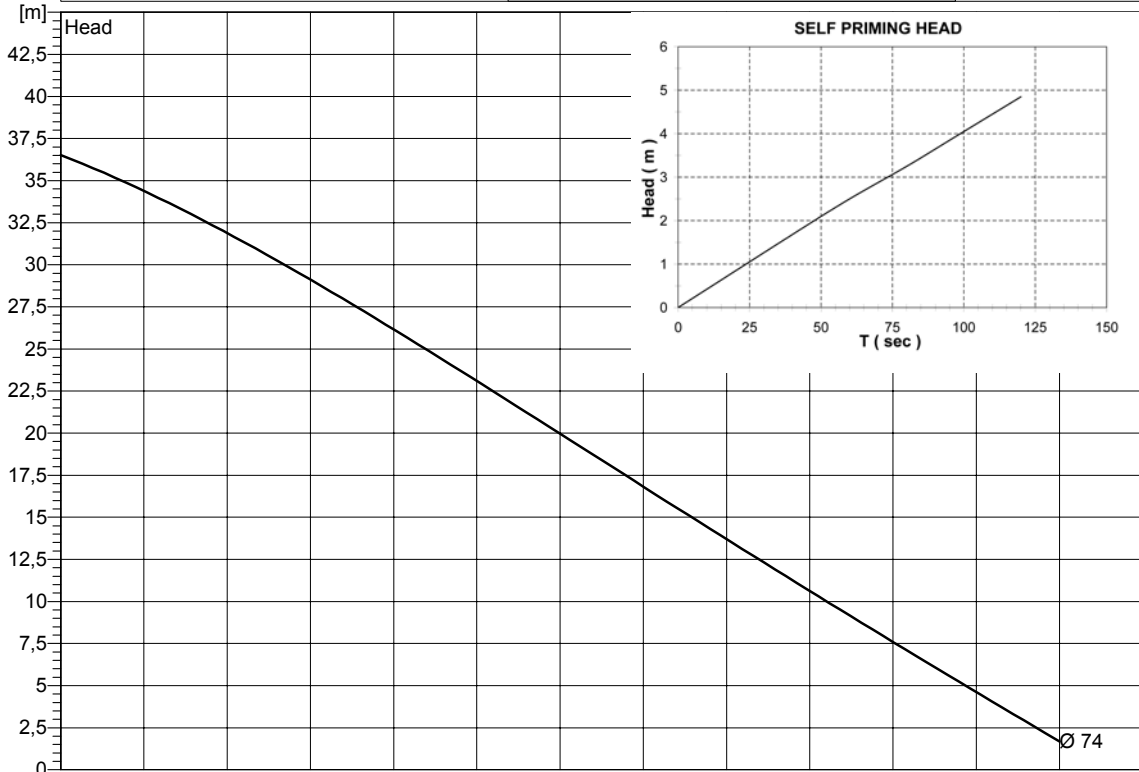
ITEM

REV.

Date

2007-10-23

| | | | |
|------------------------|--------------------------------|-----------------------|----------------------------|
| Duty point | Q : 0,0 m³/h | H : 0,0 m | Np : |
| Np max : 1,6 kW | Nm : 2,2 kW | n : 2900 1/min | Hz : 50 |
| Suction nozzle | | Discharge nozzle | Selected impeller 74 mm |



| | | | | | |
|-------------------|--------------------------|-------------------------------|-------------------------------|----------------|---|
| Q Capacity | H Total man. head | Np Pump absorbed power | Nm Motor nominal power | n Speed | Fluid Water, pure [100%]; 20°C; 0,9983kg/dm ³ ; 1,005mm ² /s |
|-------------------|--------------------------|-------------------------------|-------------------------------|----------------|---|

Tollerances : ISO 9906 Cl.2 (NPSH + 0.5 m)