



Pump type

**PCM-SP 5x16**

CPC3AY2A

M  
K

Date 2006-06-08 Des.

CLIENT

OFFER NUMBER / ORDER

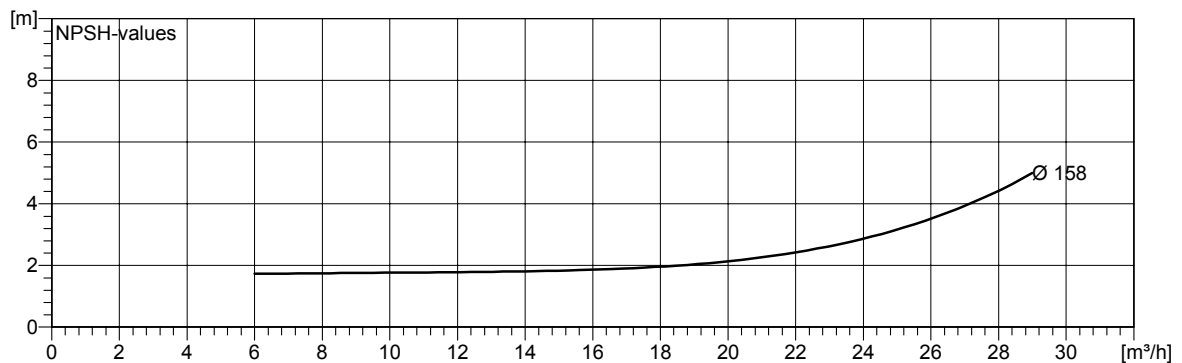
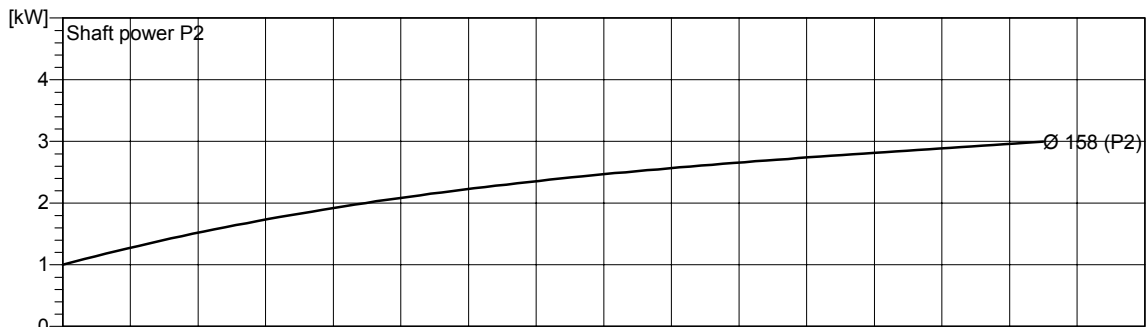
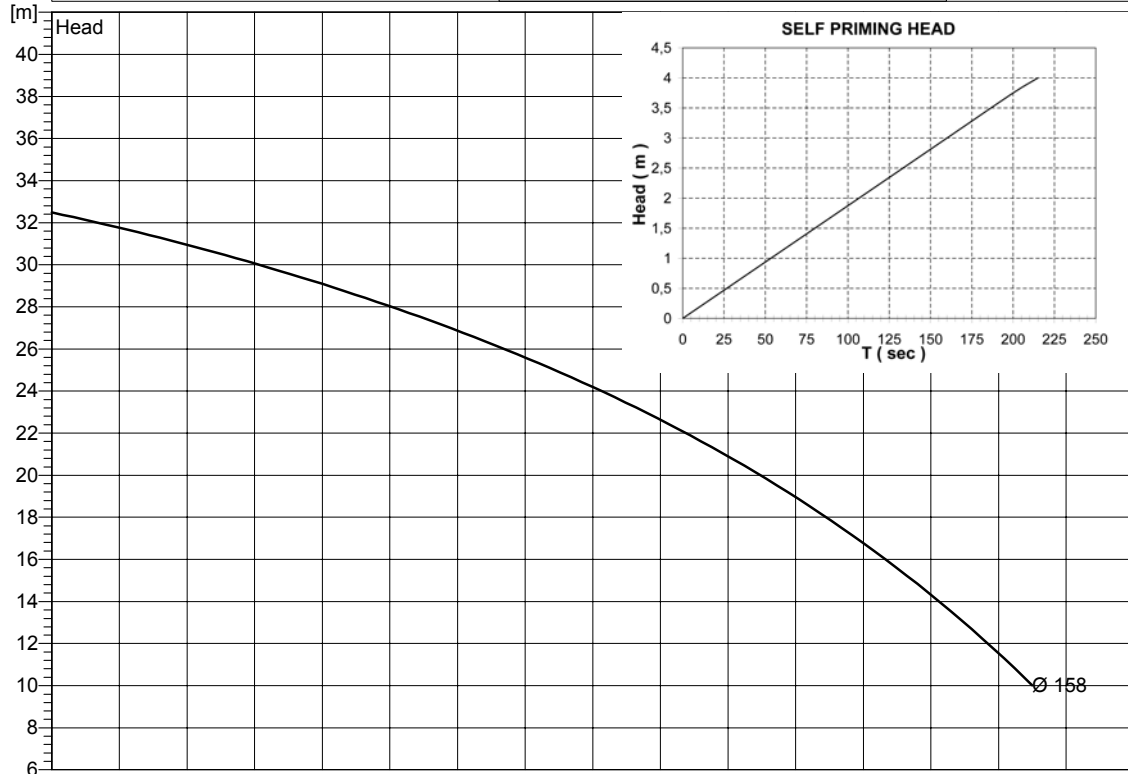
ITEM

REV.

Date

2007-10-23

Duty point	Q : <b>0,0 m<sup>3</sup>/h</b>	H : <b>0,0 m</b>	Np :
Np max : <b>3,0 kW</b>	Nm : <b>4,0 kW</b>	n : <b>2900 1/min</b>	Hz : <b>50</b>
Suction nozzle		Discharge nozzle	Selected impeller 158 mm



<b>Q</b> Capacity	<b>H</b> Total man. head	<b>Np</b> Pump absorbed power	<b>Nm</b> Motor nominal power	<b>n</b> Speed	Fluid Water, pure [100%]; 20°C; 0,9983kg/dm <sup>3</sup> ; 1,005mm <sup>2</sup> /s
-------------------	--------------------------	-------------------------------	-------------------------------	----------------	---

Tollerances : ISO 9906 Cl.2 ( NPSH + 0.5 m )